



U.S. DEPARTMENT OF EDUCATION

# Education Stabilization Fund

ESF / ESF Reporting

## ESF Reporting

Please select an annual report to edit/submit

### Higher Education Emergency Relief Fund (HEERF)

IHE Name	IHE Duns #	Annual Report	Status	Access Form
EVE'S COLLEGE OF HAIRSTYLING, INC. D.B.A. ELITE ACADEMY	039760376	Year One	In Progress	<a href="#">Enter</a>
EVE'S COLLEGE OF HAIRSTYLING, INC.	039760376	Year Two	Submitted	<a href="#">Enter</a>



U.S. DEPARTMENT OF EDUCATION

# Education Stabilization Fund

ESF / ESF Reporting / HEER - 039760376 - Year Two - Page 19 - Review

## HEER Recipient Reporting Data Collection - Year Two

Submitted

Submitted: tgraham@eliteacademyok.com - 4/15/2022, 3:43:04 PM

### Page 19 - Review ^

#### General Information ^

Institutions must provide complete answers to each question. However, for the second annual report covering January 1, 2021-December 31, 2021, institutions have the option of taking more time to submit answers to questions marked with a clock symbol 🕒. Institutions can submit answers to questions marked with a clock symbol 🕒 in early 2022 as part of the second annual report (in alignment with the table above) OR in early 2023 as part of the third annual reporting process. Starting with the third annual report, institutions must provide answers to all questions including those marked with a clock symbol 🕒 per the reporting schedule in the table above.

1) Institutional Identifiers and Contact Information:

a) Institution Name DUNS #  
 EVE'S COLLEGE OF HAIRSTY 039760376 HEER/ESF


b) Identify the applicable OPEID(s) for this annual report:  
 OPEID  
 00970800

c) Identify the applicable IPEDS unitid(s) for this annual report:  
 Unitid  
 P207102

d) For this annual report, please report on these HEERF grant PR/Award Numbers:  
 PR/Award Number (Program) / Award Amount  
 P425E205369 (Student Aid) / \$152,852

PR/Award Number (Program) / Award Amount  
P425F204577 (Institutional Portion) / \$152,851

- 2) Did you expend all of your HEERF I, II, & III funds available prior to the end of the reporting period, making this your final annual report? Yes No

*Institutions that expended all of their HEERF funds in calendar year 2021 may need to finalize their calendar year 2021 reporting in early 2023 if they choose to delay reporting on the questions labeled with a clock symbol  until the early 2023 reporting timeframe.*

---

## Websites ^

- 3) Reporting on institution websites:
- a) HEERF quarterly reporting webpage URL:  
Quarterly Reporting URL  
eliteacademyok.com
  
  - b) Student Portion Reporting: Provide all active website URLs posted by your campus, or by the institution on behalf of your campus(es), as required by the public posting requirement from the May 13, 2021 notice in the Federal Register for the student portion including any active URLs that provide archived information.  
Student Portion URL  
eliteacademyok.com  
  
*See <https://www.federalregister.gov/d/2021-10196>.*
  
  - c) Institutional Portion, (a)(1), (a)(2), and (a)(3) reporting: Provide all active website URLs posted by your campus, or by the institution on behalf of your campus(es), as required by the Quarterly Public Reporting Form for (HEERF I, II, III) (a)(1), (a)(2), and (a)(3) Institutional Portion including any active URLs that provide archived information.  
Institutional Portion URL  
eliteacademyok.com  
  
*See <https://www2.ed.gov/about/offices/list/ope/heerfreporting.html>.*

---

## How Aid Helped ^

- 4) How has HEERF helped your institution and your students?

a) HEERF enabled my institution to continue offering planned programs (i.e., programs of study listed in our course catalog) that were at risk of discontinuation due to pandemic-related factors

Strongly disagree   Disagree   Neutral   Agree   Strongly agree   N/A   Unable to Determine

b) HEERF enabled my institution to keep student net prices similar to pre-pandemic levels

Strongly disagree   Disagree   Neutral   Agree   Strongly agree   N/A   Unable to Determine

*Net price refers to costs covered by students and their families and is calculated by adding tuition, fees, books, supplies, and living costs and subtracting grant and/or scholarship aid (e.g., Pell grants, school-based grants, merit scholarships)*

c) HEERF enabled my institution to keep students enrolled by providing them with electronic devices and Internet access

Strongly disagree   Disagree   Neutral   Agree   Strongly agree   N/A   Unable to Determine

d) HEERF enabled my institution to keep students enrolled who were at risk of dropping out due to pandemic-related factors by providing direct financial support to students

Strongly disagree   Disagree   Neutral   Agree   Strongly agree   N/A   Unable to Determine

e) HEERF enabled my institution to keep faculty, staff, employees, and contractors at full salary levels who were at risk of unemployment due to pandemic-related factors

Strongly disagree   Disagree   Neutral   Agree   Strongly agree   N/A   Unable to Determine

f) HEERF enabled my institution to purchase COVID tests, health screening, and the healthcare needed to help students and faculty

Strongly disagree   Disagree   Neutral   Agree   Strongly agree   N/A   Unable to Determine

---

## Aid Determination



5) How did your institution determine which students received emergency financial aid grants to students and how much each student would receive? Please indicate if any of the following strategies were used at least once during the reporting period

- |   |     |    |
|---|-----|----|
| a) Did you ask students to apply for funds?   | Yes | No |
| b) Did you use any institutional administrative data (pre-existing data that did not come from a HEERF-specific application form) in determining the amount of funds awarded to students? | Yes | No |
| c) Did your institution use a specific methodology to calculate award amounts that is captured in a flowchart, set of equations, a formula, or other documentation?                       | Yes | No |

## Aid Distribution ^

6) How did your institution distribute the emergency financial aid grants to students?

- |  |     |    |
|--|-----|----|
| a) Checks                                    | Yes | No |
| b) Electronic funds transfer /Direct deposit | Yes | No |
| c) Debit cards                               | Yes | No |
| d) Payment apps                              | Yes | No |
| e) Other                                     | Yes | No |

## Emergency Grants - Guidance ^

- 7) Did your institution provide any instructions, directions, or guidance to students (e.g., FAQs) about the emergency financial aid grants upon disbursement? Yes No

## Emergency Grants - Counts, Student, and Institution Funds ^

- 8) What percentage of students received emergency grants and how much did students receive in emergency grants by fund type and student type?  
*Note: In early 2022, for the second annual report covering January 1, 2021-December 31, 2021, institutions have the option of taking more time to submit answers to questions marked with a clock symbol 🕒. Institutions can submit answers to questions marked with a clock symbol 🕒 in early 2022 as part of the second annual report (in alignment with the reporting schedule at the beginning of this data collection form) OR in early 2023 along with reporting the third annual report*

- a) Complete the following table:  
*When IPEDS definitions apply (categories labeled with "(IPEDS categories)" in the form), use the same category for each student that is used to report to IPEDS. For the second and third annual HEERF reports (reporting on calendar years 2021 and 2022 in early 2022 and early 2023 respectively), if a student is not reported to IPEDS, for example because they are not enrolled for credit in courses that could lead to an award, then report that student under "Students not categorized in IPEDS." In the fourth, and fifth annual HEERF reports "Students not categorized in IPEDS" will no longer be an option in the form and institutions will need to track all of their students (regardless of if they would be included in IPEDS enrollment counts) and categorize them using the IPEDS classification methodology*

**Emergency Financial Aid Grants Awarded to Students:** Report only disbursements related to Emergency Financial Aid Grants including using those grants to satisfy outstanding accounts. Any disbursements unrelated to Emergency Financial Aid Grants should not be included in the reported expenditures

Number of Students

How many students were enrolled? (unduplicated count for the reporting period)

Number of Undergraduate<sub>6</sub> full-time<sub>7</sub> Pell grant recipients<sub>8</sub>

0

Number of Undergraduate<sub>6</sub> full-time<sub>7</sub> Non-Pell grant recipients<sub>9</sub>

0

Number of Undergraduate<sub>6</sub> part-time Pell grant recipients

0

Number of Undergraduate<sub>6</sub> part-time Non-Pell grant recipients

0

Number of Graduate full-time recipients

0

Number of Graduate part-time recipients

0

Total number of Students

0

Number of HEERF Student Recipients – Emergency Grants to Students (unduplicated)  
**How many students received HEERF emergency financial aid grants? (unduplicated across all HEERF sections)**

Number of Undergraduate<sub>6</sub> full-time<sub>7</sub> Pell grant recipients<sub>8</sub>

0

Number of Undergraduate<sub>6</sub> full-time<sub>7</sub> Non-Pell grant recipients<sub>9</sub>

0

Number of Undergraduate<sub>6</sub> part-time Pell grant recipients

0

Number of Undergraduate<sub>6</sub> part-time Non-Pell grant recipients

0

Number of Graduate full-time recipients

0

Number of Graduate part-time recipients

0

Total number of Students

0

HEERF (a)(1) Student Aid Portion Amount Disbursed

**What was the amount disbursed directly to students as  
Emergency Financial Aid Grants?**

Amount disbursed to Undergraduate<sub>6</sub> full-time<sub>7</sub> Pell grant recipients<sub>8</sub>

\$0

Amount disbursed to Undergraduate<sub>6</sub> full-time<sub>7</sub> Non-Pell grant recipients<sub>9</sub>

\$0

Amount disbursed to Undergraduate<sub>6</sub> part-time Pell grant recipients

\$0

Amount disbursed to<sub>6</sub> part-time Non-Pell grant recipients

\$0

Amount disbursed to Graduate full-time recipients

\$0

Amount disbursed to Graduate part-time recipients

\$0

Total amount disbursed to Students

\$0.00

HEERF (a)(1) Student Aid Portion Amount Disbursed

**What was the amount of Emergency Financial Aid Grants**



applied to satisfy student's outstanding account balance upon receiving affirmative written consent from students to do so?

*If funds were not used for this purpose, report \$0. Include only amounts that benefited students who directly received Emergency Financial Aid Grants.*

Amount disbursed to Undergraduate<sub>6</sub> full-time<sub>7</sub> Pell grant recipients<sub>8</sub>

\$0

Amount disbursed to Undergraduate<sub>6</sub> full-time<sub>7</sub> Non-Pell grant recipients<sub>9</sub>

\$0

Amount disbursed to Undergraduate<sub>6</sub> part-time Pell grant recipients

\$0

Amount disbursed to Undergraduate<sub>6</sub> part-time Non-Pell grant recipients

\$0

Amount disbursed to Graduate full-time recipients

\$0

Amount disbursed to Graduate part-time recipients

\$0

Total amount disbursed to Students

\$0.00

HEERF (a)(1) Institutional Portion Amount Disbursed

**What was the amount disbursed directly to students as Emergency Financial Aid Grants?**

Amount disbursed to Undergraduate<sub>6</sub> full-time<sub>7</sub> Pell grant recipients<sub>8</sub>

\$0

Amount disbursed to Undergraduate<sub>6</sub> full-time<sub>7</sub> Non-Pell grant recipients<sub>9</sub>

\$0  
Amount disbursed to Undergraduate<sub>6</sub> part-time Pell grant recipients

\$0

Amount disbursed to Undergraduate<sub>6</sub> part-time Non-Pell grant recipients

\$0

Amount disbursed to Graduate full-time recipients

\$0

Amount disbursed to Graduate part-time recipients

\$0

Total amount disbursed to Students

\$0.00

HEERF (a)(1) Institutional Portion Amount Disbursed

**What was the amount of Emergency Financial Aid Grants applied to satisfy student's outstanding account balances?**

*If funds were not used for this purpose, report \$0. Include only amounts that benefited students who directly received Emergency Financial Aid Grants.*

Amount disbursed to Undergraduate<sub>6</sub> full-time<sub>7</sub> Pell grant recipients<sub>8</sub>

\$0

Amount disbursed to Undergraduate<sub>6</sub> full-time<sub>7</sub> Non-Pell grant recipients<sub>9</sub>

\$0

Amount disbursed to Undergraduate<sub>6</sub> part-time Pell grant recipients

\$0

Amount disbursed to Undergraduate<sub>6</sub> part-time Non-Pell grant recipients

\$0

Amount disbursed to Graduate full-time recipients

\$ 0

Amount disbursed to Graduate part-time recipients

\$ 0

Total amount disbursed to Students

\$0.00

<sup>6</sup>For students in both undergraduate and graduate categories, classify as a graduate student.

<sup>7</sup>For students who had multiple enrollment intensities, classify as full-time.

<sup>8</sup>Designate the student as a Pell grant recipient if the student was a Pell grant recipient at any time within the applicable reporting period.

<sup>9</sup>Includes non-FAFSA filers.

---

## Emergency Grants - (a)(2), (a)(3), and (a)(4) Funds ^

Your institution did not receive an award from these programs.

---

---

## Emergency Grants - Min/Max, Calculated Totals, and Averages v

---

## Emergency Grants - Title IV ^

- 8) What percentage of students received emergency grants and how much did students receive in emergency grants by fund type and student type?

*Note: In early 2022, for the second annual report covering January 1, 2021-December 31, 2021, institutions have the option of taking more time to submit answers to questions marked with a clock symbol*

**🕒**. Institutions can submit answers to questions marked with a clock symbol **🕒** in early 2022 as part of the second annual report (in alignment with the reporting schedule at the beginning of this data collection form) OR in early 2023 along with reporting the third annual report


- b) **🕒** Among the students enrolled in your institution, how many were NOT Title IV eligible throughout their enrollment during the reporting period?


Enrolled Students Not Eligible


0

*Based on the Department's Final Regulations issued on May 14, 2021 (86 FR 26608, available at <https://www.federalregister.gov/d/2021-10190>), students are not required to be eligible for Title IV student financial aid in order to receive HEERF emergency financial aid grants. Title IV eligibility for this*



question is based on the number of students for whom the institution has received an Institutional Student Information Record (ISIR) plus the number of students who completed any alternative form developed by the institution. In reporting these data, students should be classified as Title IV eligible if they were determined to be Title IV eligible at any point during the reporting period.


- i)  The percentage of students enrolled in your institution who were NOT Title IV eligible throughout their enrollment during the reporting period is  
Percentage of Enrolled Students Not Eligible  
0.00%

- c)  Among students who received emergency financial aid grants, how many were NOT Title IV eligible throughout their enrollment during the reporting period?  
Students Not Eligible Who Received Grants  
0

- i)  The percentage of students who received emergency financial aid grants who were not Title IV eligible throughout their enrollment during the reporting period is  
Percentage of Students Not Eligible Who Received Grants  
0.00%

## Emergency Grants - Race/Ethnicity

- 8) What percentage of students received emergency grants and how much did students receive in emergency grants by fund type and student type?  
*Note: In early 2022, for the second annual report covering January 1, 2021-December 31, 2021, institutions have the option of taking more time to submit answers to questions marked with a clock symbol . Institutions can submit answers to questions marked with a clock symbol  in early 2022 as part of the second annual report (in alignment with the reporting schedule at the beginning of this data collection form) OR in early 2023 along with reporting the third annual report*

- d)  What number of students were enrolled, what number received emergency grants, and how much grant aid did the students receive by IPEDS race/ethnicity categories?

### American Indian or Alaska Native

Enrolled student count (unduplicated)

0

Number of students who received at least one Emergency Financial Aid Grant

(unduplicated)

0

What was the total amount of Emergency Financial Aid Grants disbursed to students through all HEERF funds?

\$0

Average HEERF Amount Awarded

## Asian

Enrolled student count (unduplicated)

0

Number of students who received at least one Emergency Financial Aid Grant (unduplicated)

0

What was the total amount of Emergency Financial Aid Grants disbursed to students through all HEERF funds?

\$0

Average HEERF Amount Awarded

## Black or African American

Enrolled student count (unduplicated)

0

Number of students who received at least one Emergency Financial Aid Grant (unduplicated)

0

What was the total amount of Emergency Financial Aid Grants disbursed to students through all HEERF funds?

\$ 0

Average HEERF Amount Awarded

## Hispanic/Latino

Enrolled student count (unduplicated)

0

Number of students who received at least one Emergency Financial Aid Grant (unduplicated)

0

What was the total amount of Emergency Financial Aid Grants disbursed to students through all HEERF funds?

\$ 0

Average HEERF Amount Awarded

## Native Hawaiian or Other Pacific Islander

Enrolled student count (unduplicated)

0

Number of students who received at least one Emergency Financial Aid Grant (unduplicated)

0

What was the total amount of Emergency Financial Aid Grants disbursed to students through all HEERF funds?

\$ 0

Average HEERF Amount Awarded

## White

Enrolled student count (unduplicated)

0

Number of students who received at least one Emergency Financial Aid Grant (unduplicated)

0

What was the total amount of Emergency Financial Aid Grants disbursed to students through all HEERF funds?

\$ 0

Average HEERF Amount Awarded

## Two or more races

Enrolled student count (unduplicated)

0

Number of students who received at least one Emergency Financial Aid Grant (unduplicated)

0

What was the total amount of Emergency Financial Aid Grants disbursed to students through all HEERF funds?

\$ 0

Average HEERF Amount Awarded

## Race/ethnicity unknown

Enrolled student count (unduplicated)

0

Number of students who received at least one Emergency Financial Aid Grant (unduplicated)

0

What was the total amount of Emergency Financial Aid Grants disbursed to students through all HEERF funds?

\$0

Average HEERF Amount Awarded

### Nonresident alien

Enrolled student count (unduplicated)

0

Number of students who received at least one Emergency Financial Aid Grant (unduplicated)

0

What was the total amount of Emergency Financial Aid Grants disbursed to students through all HEERF funds?

\$0

Average HEERF Amount Awarded

### Students not categorized in IPEDS

Enrolled student count (unduplicated)

0



Number of students who received at least one Emergency Financial Aid Grant (unduplicated)

0

What was the total amount of Emergency Financial Aid Grants disbursed to students through all HEERF funds?

\$0



Average HEERF Amount Awarded


---

## Emergency Grants – Gender and Age ^

8) What percentage of students received emergency grants and how much did students receive in emergency grants by fund type and student type?

*Note: In early 2022, for the second annual report covering January 1, 2021-December 31, 2021, institutions have the option of taking more time to submit answers to questions marked with a clock symbol*

. Institutions can submit answers to questions marked with a clock symbol  in early 2022 as part of the second annual report (in alignment with the reporting schedule at the beginning of this data collection form) OR in early 2023 along with reporting the third annual report

e)  What number of students were enrolled, what number received emergency grants, and how much grant aid did the students receive by IPEDS gender categories?

### Men

Enrolled student count (unduplicated)

0

Number of students who received at least one Emergency Financial Aid Grant (unduplicated)

0

What was the total amount of grants disbursed to students through all HEERF funds?

\$0

Average HEERF Amount Awarded

## Women

Enrolled student count (unduplicated)

0

Number of students who received at least one Emergency Financial Aid Grant (unduplicated)

0

What was the total amount of grants disbursed to students through all HEERF funds?

\$0

Average HEERF Amount Awarded

## Students not categorized in IPEDS

Enrolled student count (unduplicated)

0


Number of students who received at least one Emergency Financial Aid Grant (unduplicated)

0

What was the total amount of grants disbursed to students through all HEERF funds?

\$0

Average HEERF Amount Awarded

- f)  What number of students were enrolled, what number received emergency grants and how much grant aid did the students receive by IPEDS age categories?

*Institutions should follow IPEDS Fall enrollment guidelines ( <https://nces.ed.gov/ipeds/use-the-data/survey->*

*components/8/fall-enrollment ) for when to capture a student's age. For example, institutions operating on a traditional academic year calendar (semester, trimester, quarter, or 4-1-4) report Fall enrollment as of the institution's official fall reporting date or October 15. Institutions operating on a calendar that differs by program or that enrolls students on a continuous basis (referred to as program reporters) report Fall enrollment as students enrolled any time during the period August 1 and October 31.*

## Ages 25 and older

Enrolled student count (unduplicated)

0

Number of students who received at least one Emergency Financial Aid Grant (unduplicated)

0

What was the total amount of grants disbursed to students through all HEERF funds?

\$0

Average HEERF Amount Awarded

## Ages 24 and younger

Enrolled student count (unduplicated)

0

Number of students who received at least one Emergency Financial Aid Grant (unduplicated)

0

What was the total amount of grants disbursed to students through all HEERF funds?

\$0

Average HEERF Amount Awarded

Age not available in administrative records (e.g., IPEDS, FAFSA, etc.)

Enrolled student count (unduplicated)

0

Number of students who received at least one Emergency Financial Aid Grant (unduplicated)

0

What was the total amount of grants disbursed to students through all HEERF funds?

\$0

Average HEERF Amount Awarded

---

## Institutional Expenditures



9) Institutional expenditures

a)	Has your institution designated HEERF program funds for a specific purpose or budget objective in future calendar years (for example, operation and maintenance of plant, academic programs, residential programs, future institutional aid)?	Yes	No
----	---	-----	----

2) If yes, provide the amount designated for a specific purpose or budget objective by calendar year and HEERF program fund

(a)(1) Institutional Portion

Calendar year 2022  
\$0

Calendar year 2023  
\$0

(a)(2) HBCUs, TCCUs, MSIs, SIP

Calendar year 2022  
\$ 0

Calendar year 2023  
\$ 0

(a)(3) FIPSE and SAIHE

Calendar year 2022  
\$ 0

Calendar year 2023  
\$ 0

- b) Provide the total amount of HEERF funds expended during the reporting period on each of the following categories:

Providing additional Emergency Financial Aid Grants to students.

Amount in (a)(1) institutional ...	Amount in (a)(2) dollars, if ap...	Amount in (a)(3) dollars, if ap...
\$0.00	\$0.00	\$0.00

Explanatory Notes  
N/A

*If not applicable, please enter N/A (or similar) to prevent a missing response warning.*

Using Emergency Financial Aid Grants to cover student outstanding account balances for costs such as debt forgiveness, room, board, tuition, or fees.

Amount in (a)(1) institutional ...	Amount in (a)(2) dollars, if ap...	Amount in (a)(3) dollars, if ap...
\$0.00	\$0.00	\$0.00

Explanatory Notes  
N/A

*If not applicable, please enter N/A (or similar) to prevent a missing response warning.*

Indirect cost recovery/facilities and administrative costs charged on the grants.

Amount in (a)(1) institutional ...	Amount in (a)(2) dollars, if ap...	Amount in (a)(3) dollars, if ap...
\$ 0	\$ 0	\$ 0

Explanatory Notes  
N/A

*If not applicable, please enter N/A (or similar) to prevent a missing response warning.*

Covering the cost of providing additional technology hardware to students, such as laptops or tablets, or covering the added cost of

technology fees.

Amount in (a)(1) institutional ...	Amount in (a)(2) dollars, if ap...	Amount in (a)(3) dollars, if ap...
\$ 0	\$ 0	\$ 0

Explanatory Notes  
N/A

*If not applicable, please enter N/A (or similar) to prevent a missing response warning.*

Providing or subsidizing the costs of high-speed internet to students or faculty to transition to an online environment.

Amount in (a)(1) institutional ...	Amount in (a)(2) dollars, if ap...	Amount in (a)(3) dollars, if ap...
\$ 0	\$ 0	\$ 0

Explanatory Notes  
N/A

*If not applicable, please enter N/A (or similar) to prevent a missing response warning.*

Subsidizing off-campus housing costs due to dormitory closures or decisions to limit housing to one student per room; subsidizing housing costs to reduce housing density; paying for hotels or other off-campus housing for students who need to be isolated; paying travel expenses for students who need to leave campus early due to coronavirus infections or campus interruptions.

Amount in (a)(1) institutional ...	Amount in (a)(2) dollars, if ap...	Amount in (a)(3) dollars, if ap...
\$ 0	\$ 0	\$ 0

Explanatory Notes  
N/A

*If not applicable, please enter N/A (or similar) to prevent a missing response warning.*

Subsidizing food service to reduce density in eating facilities, to provide pre-packaged meals, or to add hours to food service operations to accommodate social distancing.

Amount in (a)(1) institutional ...	Amount in (a)(2) dollars, if ap...	Amount in (a)(3) dollars, if ap...
\$ 0	\$ 0	\$ 0

Explanatory Notes  
N/A

*If not applicable, please enter N/A (or similar) to prevent a missing response warning.*

Costs related to operating additional class sections to enable social distancing, such as those for hiring more instructors and increasing campus hours of operations.

Amount in (a)(1) institutional ...	Amount in (a)(2) dollars, if ap...	Amount in (a)(3) dollars, if ap...
\$ 0	\$ 0	\$ 0

Explanatory Notes  
N/A

*If not applicable, please enter N/A (or similar) to prevent a missing response warning.*

Campus safety and operations.

*Including costs or expenses related to the disinfecting and cleaning of dorms and other campus facilities, purchases of personal protective equipment (PPE), purchases of cleaning supplies, adding personnel to increase the frequency of cleaning, the reconfiguration of facilities to promote social distancing, etc.*

Amount in (a)(1) institutional ...	Amount in (a)(2) dollars, if ap...	Amount in (a)(3) dollars, if ap...
\$ 0	\$ 0	\$ 0

Explanatory Notes  
N/A

*If not applicable, please enter N/A (or similar) to prevent a missing response warning.*

Purchasing, leasing, or renting additional instructional equipment and supplies (such as laboratory equipment or computers) to reduce the number of students sharing equipment or supplies during a single class period and to provide time for disinfection between uses.

Amount in (a)(1) institutional ...	Amount in (a)(2) dollars, if ap...	Amount in (a)(3) dollars, if ap...
\$ 0	\$ 0	\$ 0

Explanatory Notes  
N/A

*If not applicable, please enter N/A (or similar) to prevent a missing response warning.*

Purchasing faculty and staff training in online instruction; or paying additional funds to staff who are providing training in addition to their regular job responsibilities.

Amount in (a)(1) institutional ...	Amount in (a)(2) dollars, if ap...	Amount in (a)(3) dollars, if ap...
\$ 0	\$ 0	\$ 0

Explanatory Notes  
N/A

*If not applicable, please enter N/A (or similar) to prevent a missing response warning.*

Purchasing, leasing, or renting additional equipment or software to enable distance learning, or upgrading campus wi-fi access or extending open networks to parking lots or public spaces, etc.

Amount in (a)(1) institutional ...	Amount in (a)(2) dollars, if ap...	Amount in (a)(3) dollars, if ap...
\$ 0	\$ 0	\$ 0

Explanatory Notes  
N/A

*If not applicable, please enter N/A (or similar) to prevent a missing response warning.*

Implementing evidence-based practices to monitor and suppress coronavirus in accordance with public health guidelines.

*Including funding to cover the cost of vaccine distribution.*

Amount in (a)(1) institutional ...	Amount in (a)(2) dollars, if ap...	Amount in (a)(3) dollars, if ap...
\$ 0	\$ 0	\$ 0

Explanatory Notes  
N/A

*If not applicable, please enter N/A (or similar) to prevent a missing response warning.*

Conducting direct outreach to financial aid applicants about the opportunity to receive a financial aid adjustment due to the recent unemployment of a family member or independent student, or other circumstances, described in section 479A of the Higher Education Act of 1965.

Amount in (a)(1) institutional ...	Amount in (a)(2) dollars, if ap...	Amount in (a)(3) dollars, if ap...
\$ 0	\$ 0	\$ 0



Explanatory Notes  
N/A

*If not applicable, please enter N/A (or similar) to prevent a missing response warning.*

**Replacing lost revenue from all sources.**

*Please see the Department's HEERF Lost Revenue FAQs (March 19, 2021) for more information regarding what may be appropriately included in an estimate of lost revenue.*

Amount in (a)(1) institutional ...	Amount in (a)(2) dollars, if ap...	Amount in (a)(3) dollars, if ap...
\$ 152,851	\$ 0	\$ 0

Explanatory Notes  
All institutional portion was used for lost revenue.

*If not applicable, please enter N/A (or similar) to prevent a missing response warning.*

**Other Uses of (a)(1) Institutional Portion funds.**

Amount in (a)(1) institutional ...  
\$ 0

Explanatory Notes  
N/A

*If not applicable, please enter N/A (or similar) to prevent a missing response warning.*

**Other uses of (a)(2) or (a)(3) funds, if applicable.**

Amount in (a)(2) dollars, if ap...	Amount in (a)(3) dollars, if ap...
\$ 0	\$ 0

Explanatory Notes  
N/A

*If not applicable, please enter N/A (or similar) to prevent a missing response warning.*

**Annual Institutional Expenditures for each Program**

Amount in (a)(1) institutional ...	Amount in (a)(2) dollars, if ap...	Amount in (a)(3) dollars, if ap...
\$152,851.00	\$0.00	\$0.00

**Lost Revenue**



c) Estimate how much of the lost revenue reported above came from revenue lost from each of the following sources:

*These categories are the categories described in Question 3 of the HEERF Lost Revenue FAQs (March 19, 2021, available at <https://www2.ed.gov/about/offices/list/ope/heerflostrevenuefaqs.pdf>).*

Academic Resources Estimated Amount \$ 152,851	Unpaid student accounts receivable or other student account debts (including tuition, fees, and institutional charges) Estimated Amount \$ 0	Room and board Estimated Amount \$ 0	Enrollment declines, including reduced tuition, fees, and institutional charges Estimated Amount \$ 0	Supported research Estimated Amount \$ 0
--	--	--	---	--

Summer terms and camps Estimated Amount \$ 0	Auxiliary services sources Estimated Amount \$ 0	Cancelled ancillary events Estimated Amount \$ 0	Disruption of food service Estimated Amount \$ 0
--	--	--	--

Dormitory services Estimated Amount \$ 0	Childcare services Estimated Amount \$ 0	Use of facilities or venues, including external events such as weddings, receptions, or conferences (other than facilities associated with sectarian instruction or religious worship)	Bookstore revenue Estimated Amount \$ 0
--	--	--	---

			Estimated Amount \$ 0
Parking revenue Estimated Amount \$ 0	Lease revenue Estimated Amount \$ 0	Royalties Estimated Amount \$ 0	Other operating revenue Estimated Amount \$ 0
Total (a)(1) lost revenue funds \$ 152,851	Total (a)(2) lost revenue funds \$ 0	Total (a)(3) lost revenue funds \$ 0	TOTAL LOST REVENUE HEERF \$152,851.00
			<i>Estimated amounts need to sum to amounts reported in 9b</i>

## Enrollment - Academic ^

- 10) Provide the unduplicated count of students who were enrolled at least once as a degree/certificate seeking student within the reporting period and their enrollment status at the end reporting period. The three statuses (completed, withdrawn, and still enrolled) need to add up to the total number of students enrolled.

### Calendar year 2021 ^

- a) Complete the following table for the applicable reporting period

Academic level

#### UNDERGRADUATE STUDENTS

*For students in both undergraduate and graduate categories, classify as a graduate student*

Number of degree/certificate seeking students

Degree/Cert Seeking Students

0

Number of degree/cert. seeking students who completed a program

at your institution

Students Completed

0

Number of degree/cert. seeking students who did not complete but were still enrolled at your institution

Students Did Not Complete

0

Number of degree/cert. seeking students who did not complete and withdrew from your institution

Students Withdrew

0

Academic level

## GRADUATE STUDENTS

*For students in both undergraduate and graduate categories, classify as a graduate student*

Number of degree/certificate seeking students

Degree/Cert Seeking Students

0

Number of degree/cert. seeking students who completed a program at your institution

Students Completed

0

Number of degree/cert. seeking students who did not complete but were still enrolled at your institution

Students Did Not Complete

0

Number of degree/cert. seeking students who did not complete and withdrew from your institution

Students Withdrew

0

Pell grant status (undergraduates only) 

## PELL GRANT RECIPIENTS

*Designate the student as a Pell grant recipient if the student was a Pell grant recipient at any time within the applicable reporting period*

Number of degree/certificate seeking students

Degree/Cert Seeking Students

0

Number of degree/cert. seeking students who completed a program  
at your institution  
Students Completed  
0

Number of degree/cert. seeking students who did not complete but  
were still enrolled at your institution  
Students Did Not Complete  
0

Number of degree/cert. seeking students who did not complete and  
withdrew from your institution  
Students Withdrew  
0

Pell grant status (undergraduates only) ⓘ  
**NON-PELL GRANT RECIPIENTS**

*Designate the student as a Pell grant recipient if the student was a Pell grant recipient at any  
time within the applicable reporting period*

Number of degree/certificate seeking students  
Degree/Cert Seeking Students  
0

Number of degree/cert. seeking students who completed a program  
at your institution  
Students Completed  
0

Number of degree/cert. seeking students who did not complete but  
were still enrolled at your institution  
Students Did Not Complete  
0

Number of degree/cert. seeking students who did not complete and  
withdrew from your institution  
Students Withdrew  
0

Enrollment intensity ⓘ  
**PART-TIME**

*For students who had multiple enrollment intensities, classify as full-time*

Number of degree/certificate seeking students

Degree/Cert Seeking Students

0

Number of degree/certificate seeking students who completed a program at your institution

Students Completed

0

Number of degree/certificate seeking students who did not complete but were still enrolled at your institution (i.e., last enrollment record at the end of the reporting period is not a withdraw record)


Students Did Not Complete

0

Number of degree/certificate seeking students who did not complete and withdrew from your institution (i.e., no completion record and the last enrollment record at the end of the reporting period is a withdraw record)

Students Withdrew

0

Enrollment intensity 

**FULL-TIME**

*For students who had multiple enrollment intensities, classify as full-time*

Number of degree/certificate seeking students

Degree/Cert Seeking Students

0

Number of degree/certificate seeking students who completed a program at your institution

Students Completed

0

Number of degree/certificate seeking students who did not complete but were still enrolled at your institution (i.e., last enrollment record at the end of the reporting period is not a withdraw record)

Students Did Not Complete

0


Number of degree/certificate seeking students who did not complete and withdrew from your institution (i.e., no completion record and the last enrollment record at the end of the reporting period is a withdraw record)

Students Withdrew  
0

## Calendar year 2020

b) Complete the following table

*This table provides a historical comparison point for the current reporting period and since it is historical information it does not have to be updated on an annual basis. Institutions should submit responses in the early 2022 data collection process. However, if institutions need more time, they can submit responses in the early 2023 data collection process*

Academic level 

### UNDERGRADUATE STUDENTS

*For students in both undergraduate and graduate categories, classify as a graduate student*

Number of degree/certificate seeking students

Degree/Cert Seeking Students  
0

Number of degree/cert. seeking students who completed a program  
at your institution


Students Completed  
0

Number of degree/cert. seeking students who did not complete but  
were still enrolled at your institution

Students Did Not Complete  
0

Number of degree/cert. seeking students who did not complete and  
withdrew from your institution

Students Withdrew  
0

Academic level 

### GRADUATE STUDENTS

*For students in both undergraduate and graduate categories, classify as a graduate student*

Number of degree/certificate seeking students

Degree/Cert Seeking Students  
0

Number of degree/cert. seeking students who completed a program at your institution  
Students Completed  
0

Number of degree/cert. seeking students who did not complete but were still enrolled at your institution  
Students Did Not Complete  
0

Number of degree/cert. seeking students who did not complete and withdrew from your institution  
Students Withdrew  
0

Pell grant status (undergraduates only) 

### PELL GRANT RECIPIENTS


*Designate the student as a Pell grant recipient if the student was a Pell grant recipient at any time within the applicable reporting period*

Number of degree/certificate seeking students  
Degree/Cert Seeking Students  
0

Number of degree/cert. seeking students who completed a program at your institution  
Students Completed  
0

Number of degree/cert. seeking students who did not complete but were still enrolled at your institution  
Students Did Not Complete  
0

Number of degree/cert. seeking students who did not complete and withdrew from your institution  
Students Withdrew  
0

Pell grant status (undergraduates only) 

### NON-PELL GRANT RECIPIENTS

*Designate the student as a Pell grant recipient if the student was a Pell grant recipient at any time within the applicable reporting period*

Number of degree/certificate seeking students



Degree/Cert Seeking Students

0

Number of degree/cert. seeking students who completed a program at your institution

Students Completed

0

Number of degree/cert. seeking students who did not complete but were still enrolled at your institution


Students Did Not Complete

0

Number of degree/cert. seeking students who did not complete and withdrew from your institution

Students Withdrew

0

Enrollment intensity 

**PART-TIME**

*For students who had multiple enrollment intensities, classify as full-time*

Number of degree/certificate seeking students

Degree/Cert Seeking Students

0

Number of degree/certificate seeking students who completed a program at your institution

Students Completed

0

Number of degree/certificate seeking students who did not complete but were still enrolled at your institution (i.e., last enrollment record at the end of the reporting period is not a withdraw record)

Students Did Not Complete

0

Number of degree/certificate seeking students who did not complete and withdrew from your institution (i.e., no completion record and the last enrollment record at the end of the reporting period is a withdraw record)

Students Withdrew

0

Enrollment intensity ⓘ

## FULL-TIME

*For students who had multiple enrollment intensities, classify as full-time*

Number of degree/certificate seeking students

Degree/Cert Seeking Students

0

Number of degree/certificate seeking students who completed a program at your institution

Students Completed

0

Number of degree/certificate seeking students who did not complete but were still enrolled at your institution (i.e., last enrollment record at the end of the reporting period is not a withdraw record)

Students Did Not Complete

0

Number of degree/certificate seeking students who did not complete and withdrew from your institution (i.e., no completion record and the last enrollment record at the end of the reporting period is a withdraw record)

Students Withdrew

0

---

## Calendar year 2019 ⓘ

c) Complete the following table

*This table provides a historical comparison point for the current reporting period and since it is historical information it does not have to be updated on an annual basis. Institutions should submit responses in the early 2022 data collection process. However, if institutions need more time, they can submit responses in the early 2023 data collection process*

Academic level ⓘ

## UNDERGRADUATE STUDENTS

*For students in both undergraduate and graduate categories, classify as a graduate student*

Number of degree/certificate seeking students

Degree/Cert Seeking Students

0

Number of degree/cert. seeking students who completed a program at your institution  
Students Completed  
0

Number of degree/cert. seeking students who did not complete but were still enrolled at your institution  
Students Did Not Complete  
0

Number of degree/cert. seeking students who did not complete and withdrew from your institution  
Students Withdrew  
0

Academic level   
**GRADUATE STUDENTS**

*For students in both undergraduate and graduate categories, classify as a graduate student*

Number of degree/certificate seeking students  
Degree/Cert Seeking Students  
0

Number of degree/cert. seeking students who completed a program at your institution  
Students Completed  
0

Number of degree/cert. seeking students who did not complete but were still enrolled at your institution  
Students Did Not Complete  
0

Number of degree/cert. seeking students who did not complete and withdrew from your institution  
Students Withdrew  
0

Pell grant status (undergraduates only)   
**PELL GRANT RECIPIENTS**

*Designate the student as a Pell grant recipient if the student was a Pell grant recipient at any time within the applicable reporting period*

Number of degree/certificate seeking students

Degree/Cert Seeking Students

0

Number of degree/cert. seeking students who completed a program at your institution

Students Completed

0

Number of degree/cert. seeking students who did not complete but were still enrolled at your institution

Students Did Not Complete

0

Number of degree/cert. seeking students who did not complete and withdrew from your institution

Students Withdrew

0

Pell grant status (undergraduates only) 

## NON-PELL GRANT RECIPIENTS

*Designate the student as a Pell grant recipient if the student was a Pell grant recipient at any time within the applicable reporting period*

Number of degree/certificate seeking students

Degree/Cert Seeking Students

0

Number of degree/cert. seeking students who completed a program at your institution

Students Completed

0

Number of degree/cert. seeking students who did not complete but were still enrolled at your institution


Students Did Not Complete

0

Number of degree/cert. seeking students who did not complete and withdrew from your institution

Students Withdrew

0

Enrollment intensity 

## PART-TIME

*For students who had multiple enrollment intensities, classify as full-time*

Number of degree/certificate seeking students

Degree/Cert Seeking Students

0

Number of degree/certificate seeking students who completed a program at your institution

Students Completed

0

Number of degree/certificate seeking students who did not complete but were still enrolled at your institution (i.e., last enrollment record at the end of the reporting period is not a withdraw record)


Students Did Not Complete

0

Number of degree/certificate seeking students who did not complete and withdrew from your institution (i.e., no completion record and the last enrollment record at the end of the reporting period is a withdraw record)

Students Withdrew

0

Enrollment intensity 

**FULL-TIME**

*For students who had multiple enrollment intensities, classify as full-time*

Number of degree/certificate seeking students

Degree/Cert Seeking Students

0

Number of degree/certificate seeking students who completed a program at your institution

Students Completed

0

Number of degree/certificate seeking students who did not complete but were still enrolled at your institution (i.e., last enrollment record at the end of the reporting period is not a withdraw record)

Students Did Not Complete

0

Number of degree/certificate seeking students who did not complete and withdrew from your institution (i.e., no completion record and the last enrollment record at the end of the reporting

period is a withdraw record)

Students Withdrew

0

## Enrollment - Race

- 10) Provide the unduplicated count of students who were enrolled at least once as a degree/certificate seeking student within the reporting period and their enrollment status at the end reporting period. The three statuses (completed, withdrawn, and still enrolled) need to add up to the total number of students enrolled.

### Calendar year 2021

- a) Complete the following table for the applicable reporting period

Race/ethnicity (IPEDS categories) 

**AMERICAN INDIAN OR ALASKA NATIVE**

Degree/Cert Seeking Students

0

Students Completed


0

Students Did Not Complete

0

Students Withdrew

0

Race/ethnicity (IPEDS categories) 

**ASIAN**

Degree/Cert Seeking Students

0

Students Completed

0

Students Did Not Complete

0

Students Withdrew

0

Race/ethnicity (IPEDS categories) 

## BLACK OR AFRICAN AMERICAN

Degree/Cert Seeking Students

0

Students Completed

0

Students Did Not Complete

0

Students Withdrew

0

Race/ethnicity (IPEDS categories) 

## HISPANIC/LATINO

Degree/Cert Seeking Students

0

Students Completed

0

Students Did Not Complete

0

Students Withdrew

0

Race/ethnicity (IPEDS categories) 

## NATIVE HAWAIIAN OR OTHER PACIFIC ISLANDER


Degree/Cert Seeking Students

0

Students Completed  
0

Students Did Not Complete  
0

Students Withdrew  
0

Race/ethnicity (IPEDS categories)   
**WHITE**

Degree/Cert Seeking Students  
0

Students Completed  
0

Students Did Not Complete  
0

Students Withdrew  
0

Race/ethnicity (IPEDS categories)   
**TWO OR MORE RACES**

Degree/Cert Seeking Students  
0

Students Completed  
0

Students Did Not Complete  
0

Students Withdrew  
0

Race/ethnicity (IPEDS categories)   
**RACE/ETHNICITY UNKNOWN**

Degree/Cert Seeking Students  
0



Students Completed  
0

Students Did Not Complete  
0

Students Withdrew  
0

Race/ethnicity (IPEDS categories) ⓘ  
**NONRESIDENT ALIEN**

Degree/Cert Seeking Students  
0

Students Completed  
0

Students Did Not Complete  
0

Students Withdrew  
0

---

**Calendar year 2020** ⓘ

b) Complete the following table

*This table provides a historical comparison point for the current reporting period and since it is historical information it does not have to be updated on an annual basis. Institutions should submit responses in the early 2022 data collection process. However, if institutions need more time, they can submit responses in the early 2023 data collection process*


Race/ethnicity (IPEDS categories) ⓘ  
**AMERICAN INDIAN OR ALASKA NATIVE**

Degree/Cert Seeking Students  
0

Students Completed  
0

Students Did Not Complete  
0

Students Withdrew  
0

Race/ethnicity (IPEDS categories)   
**ASIAN**

Degree/Cert Seeking Students  
0

Students Completed  
0

Students Did Not Complete  
0

Students Withdrew  
0


Race/ethnicity (IPEDS categories)   
**BLACK OR AFRICAN AMERICAN**

Degree/Cert Seeking Students  
0

Students Completed  
0

Students Did Not Complete  
0

Students Withdrew  
0

Race/ethnicity (IPEDS categories)   
**HISPANIC/LATINO**

Degree/Cert Seeking Students  
0

Students Completed  
0

Students Did Not Complete  
0

Students Withdrew  
0

Race/ethnicity (IPEDS categories) ⓘ  
**NATIVE HAWAIIAN OR OTHER PACIFIC ISLANDER**

Degree/Cert Seeking Students  
0

Students Completed  
0

Students Did Not Complete  
0

Students Withdrew  
0

Race/ethnicity (IPEDS categories) ⓘ  
**WHITE**

Degree/Cert Seeking Students  
0

Students Completed  
0

Students Did Not Complete  
0

Students Withdrew  
0

Race/ethnicity (IPEDS categories) ⓘ  
**TWO OR MORE RACES**

Degree/Cert Seeking Students  
0

Students Completed  
0

Students Did Not Complete  
0

Students Withdrew  
0

Race/ethnicity (IPEDS categories) ⓘ  
**RACE/ETHNICITY UNKNOWN**

Degree/Cert Seeking Students  
0

Students Completed  
0

Students Did Not Complete  
0

Students Withdrew  
0

Race/ethnicity (IPEDS categories) ⓘ  
**NONRESIDENT ALIEN**

Degree/Cert Seeking Students  
0

Students Completed  
0

Students Did Not Complete  
0

Students Withdrew  
0

---

**Calendar year 2019** ⓘ



- c) Complete the following table  
*This table provides a historical comparison point for the current reporting period and since it is historical information it does not have to be updated on an annual basis. Institutions should submit responses in the early 2022 data collection process. However, if institutions need more time, they can submit responses in the early 2023 data collection process*

Race/ethnicity (IPEDS categories) 

**AMERICAN INDIAN OR ALASKA NATIVE**

Degree/Cert Seeking Students  
0

Students Completed  
0

Students Did Not Complete  
0

Students Withdrew  
0

Race/ethnicity (IPEDS categories) 

**ASIAN**

Degree/Cert Seeking Students  
0

Students Completed  
0

Students Did Not Complete  
0

Students Withdrew  
0


Race/ethnicity (IPEDS categories) 

**BLACK OR AFRICAN AMERICAN**

Degree/Cert Seeking Students  
0

Students Completed  
0  
Students Did Not Complete  
0

Students Withdrew  
0

Race/ethnicity (IPEDS categories)   
**HISPANIC/LATINO**

Degree/Cert Seeking Students  
0

Students Completed  
0

Students Did Not Complete  
0

Students Withdrew  
0


Race/ethnicity (IPEDS categories)   
**NATIVE HAWAIIAN OR OTHER PACIFIC ISLANDER**

Degree/Cert Seeking Students  
0

Students Completed  
0

Students Did Not Complete  
0

Students Withdrew  
0

Race/ethnicity (IPEDS categories)   
**WHITE**

Degree/Cert Seeking Students  
0

Students Completed


0

Students Did Not Complete

0

Students Withdrew

0

Race/ethnicity (IPEDS categories) 

## TWO OR MORE RACES

Degree/Cert Seeking Students

0

Students Completed

0

Students Did Not Complete

0

Students Withdrew

0

Race/ethnicity (IPEDS categories) 

## RACE/ETHNICITY UNKNOWN

Degree/Cert Seeking Students

0

Students Completed

0

Students Did Not Complete

0

Students Withdrew

0

Race/ethnicity (IPEDS categories) 

## NONRESIDENT ALIEN

Degree/Cert Seeking Students

0

Students Completed

0

Students Did Not Complete

0

Students Withdrew

0


---

## Enrollment - Gender/Age ^

- 10) Provide the unduplicated count of students who were enrolled at least once as a degree/certificate seeking student within the reporting period and their enrollment status at the end reporting period. The three statuses (completed, withdrawn, and still enrolled) need to add up to the total number of students enrolled.

## Calendar year 2021 ^

- a) Complete the following table for the applicable reporting period

Gender (IPEDS categories) 

**WOMEN**

Number of degree/certificate seeking students

Degree/Cert Seeking Students

0

Number of degree/certificate seeking students who completed a program at your institution

Students Completed

0

Number of degree/certificate seeking students who did not complete but were still enrolled at your institution (i.e., last enrollment record at the end of the reporting period is not a withdraw record)

Students Did Not Complete


0



Number of degree/certificate seeking students who did not complete and withdrew from your institution (i.e., no completion record and the last enrollment record at the end of the reporting period is a withdraw record)

Students Withdrew

0

Gender (IPEDS categories) 

**MEN**

Number of degree/certificate seeking students

Degree/Cert Seeking Students

0

Number of degree/certificate seeking students who completed a program at your institution

Students Completed

0

Number of degree/certificate seeking students who did not complete but were still enrolled at your institution (i.e., last enrollment record at the end of the reporting period is not a withdraw record)


Students Did Not Complete

0

Number of degree/certificate seeking students who did not complete and withdrew from your institution (i.e., no completion record and the last enrollment record at the end of the reporting period is a withdraw record)

Students Withdrew

0

Age (IPEDS categories) 

**AGES 25 AND OLDER**

Number of degree/certificate seeking students

Degree/Cert Seeking Students

0

Number of degree/certificate seeking students who completed a program at your institution

Students Completed

0

Students Did Not Complete  
0

Students Withdrew  
0

Race/ethnicity (IPEDS categories) ⓘ  
**BLACK OR AFRICAN AMERICAN**

Degree/Cert Seeking Students  
0

Students Completed  
0

Students Did Not Complete  
0

Students Withdrew  
0

Race/ethnicity (IPEDS categories) ⓘ  
**HISPANIC/LATINO**

Degree/Cert Seeking Students  
0

Students Completed  
0

Students Did Not Complete  
0

Students Withdrew  
0

Race/ethnicity (IPEDS categories) ⓘ  
**NATIVE HAWAIIAN OR OTHER PACIFIC ISLANDER**

Degree/Cert Seeking Students  
0

Students Completed  
0

Students Did Not Complete

0

Students Withdrew

0

Race/ethnicity (IPEDS categories) 

## WHITE

Degree/Cert Seeking Students

0

Students Completed

0

Students Did Not Complete

0

Students Withdrew

0

Race/ethnicity (IPEDS categories) 

## TWO OR MORE RACES

Degree/Cert Seeking Students

0

Students Completed

0

Students Did Not Complete

0

Students Withdrew

0

Race/ethnicity (IPEDS categories) 

## RACE/ETHNICITY UNKNOWN

Degree/Cert Seeking Students

0

Students Completed

0

Students Did Not Complete  
0

Students Withdrew  
0

Race/ethnicity (IPEDS categories)   
**NONRESIDENT ALIEN**

Degree/Cert Seeking Students  
0

Students Completed  
0

Students Did Not Complete  
0

Students Withdrew  
0

---

## Enrollment - Gender/Age

- 10) Provide the unduplicated count of students who were enrolled at least once as a degree/certificate seeking student within the reporting period and their enrollment status at the end reporting period. The three statuses (completed, withdrawn, and still enrolled) need to add up to the total number of students enrolled.

### Calendar year 2021

- a) Complete the following table for the applicable reporting period

Gender (IPEDS categories)   
**WOMEN**

Number of degree/certificate seeking students

Degree/Cert Seeking Students

0

Number of degree/certificate seeking students who completed a program at your institution

Students Completed

0

Number of degree/certificate seeking students who did not complete but were still enrolled at your institution (i.e., last enrollment record at the end of the reporting period is not a withdraw record)


Students Did Not Complete

0

Number of degree/certificate seeking students who did not complete and withdrew from your institution (i.e., no completion record and the last enrollment record at the end of the reporting period is a withdraw record)

Students Withdrew

0

Gender (IPEDS categories) 

**MEN**

Number of degree/certificate seeking students

Degree/Cert Seeking Students

0

Number of degree/certificate seeking students who completed a program at your institution

Students Completed

0

Number of degree/certificate seeking students who did not complete but were still enrolled at your institution (i.e., last enrollment record at the end of the reporting period is not a withdraw record)

Students Did Not Complete

0

Number of degree/certificate seeking students who did not complete and withdrew from your institution (i.e., no completion record and the last enrollment record at the end of the reporting period is a withdraw record)

Students Withdrew  
0

Age (IPEDS categories)   
**AGES 25 AND OLDER**

Number of degree/certificate seeking students  
Degree/Cert Seeking Students  
0

Number of degree/certificate seeking students who completed a  
program at your institution  
Students Completed  
0

Number of degree/certificate seeking students who did not  
complete but were still enrolled at your institution (i.e., last  
enrollment record at the end of the reporting period is not a  
withdraw record)  
Students Did Not Complete  
0

Number of degree/certificate seeking students who did not  
complete and withdrew from your institution (i.e., no completion  
record and the last enrollment record at the end of the reporting  
period is a withdraw record)  
Students Withdrew  
0

Age (IPEDS categories)   
**AGES 24 AND YOUNGER**

Number of degree/certificate seeking students  
Degree/Cert Seeking Students  
0

Number of degree/certificate seeking students who completed a  
program at your institution  
Students Completed  
0

Number of degree/certificate seeking students who did not  
complete but were still enrolled at your institution (i.e., last  
enrollment record at the end of the reporting period is not a  
withdraw record)

Students Did Not Complete  
0

Number of degree/certificate seeking students who did not complete and withdrew from your institution (i.e., no completion record and the last enrollment record at the end of the reporting period is a withdraw record)

Students Withdrew  
0

Age (IPEDS categories) ⓘ

**AGE NOT AVAILABLE IN ADMINISTRATIVE RECORDS (E.G., IPEDS, FAFSA, ETC.)**

Number of degree/certificate seeking students

Degree/Cert Seeking Students  
0

Number of degree/certificate seeking students who completed a program at your institution

Students Completed  
0

Number of degree/certificate seeking students who did not complete but were still enrolled at your institution (i.e., last enrollment record at the end of the reporting period is not a withdraw record)

Students Did Not Complete  
0

Number of degree/certificate seeking students who did not complete and withdrew from your institution (i.e., no completion record and the last enrollment record at the end of the reporting period is a withdraw record)

Students Withdrew  
0

---

## Calendar year 2020 ⓘ

b) Complete the following table

*This table provides a historical comparison point for the current reporting period and since it is historical information it does not have to be updated on an annual basis. Institutions*

*should submit responses in the early 2022 data collection process. However, if institutions need more time, they can submit responses in the early 2023 data collection process*

Gender (IPEDS categories) 

## WOMEN

Number of degree/certificate seeking students enrolled during the calendar year

Degree/Cert Seeking Students

0

Number of degree/certificate seeking students who completed a program at your institution during the calendar year

Students Completed

0

Number of degree/certificate seeking students who did not complete calendar year but were still enrolled at your institution (i.e., last enrollment record at the end of the calendar year is not a withdraw record)


Students Did Not Complete

0

Number of degree/certificate seeking students who did not complete calendar year and withdrew from your institution (i.e., no completion record and the last enrollment record at the end of the calendar year is a withdraw record)

Students Withdrew

0

Gender (IPEDS categories) 

## MEN

Number of degree/certificate seeking students enrolled during the calendar year

Degree/Cert Seeking Students

0

Number of degree/certificate seeking students who completed a program at your institution during the calendar year

Students Completed

0

Number of degree/certificate seeking students who did not complete calendar year but were still enrolled at your institution (i.e., last enrollment record at the end of the calendar year is not a withdraw record)



Students Did Not Complete  
0

Number of degree/certificate seeking students who did not complete calendar year and withdrew from your institution (i.e., no completion record and the last enrollment record at the end of the calendar year is a withdraw record)

Students Withdrew  
0

Age (IPEDS categories)   
**AGES 25 AND OLDER**

Number of degree/certificate seeking students enrolled during the calendar year

Degree/Cert Seeking Students  
0

Number of degree/certificate seeking students who completed a program at your institution during the calendar year

Students Completed  
0

Number of degree/certificate seeking students who did not complete calendar year but were still enrolled at your institution (i.e., last enrollment record at the end of the calendar year is not a withdraw record)

Students Did Not Complete  
0

Number of degree/certificate seeking students who did not complete calendar year and withdrew from your institution (i.e., no completion record and the last enrollment record at the end of the calendar year is a withdraw record)

Students Withdrew  
0

Age (IPEDS categories)   
**AGES 24 AND YOUNGER**

Number of degree/certificate seeking students enrolled during the calendar year

Degree/Cert Seeking Students  
0

Number of degree/certificate seeking students who completed a

program at your institution during the calendar year

Students Completed

0

Number of degree/certificate seeking students who did not complete calendar year but were still enrolled at your institution (i.e., last enrollment record at the end of the calendar year is not a withdraw record)

Students Did Not Complete

0

Number of degree/certificate seeking students who did not complete calendar year and withdrew from your institution (i.e., no completion record and the last enrollment record at the end of the calendar year is a withdraw record)

Students Withdrew

0

Age (IPEDS categories) 

**AGE NOT AVAILABLE IN ADMINISTRATIVE RECORDS (E.G., IPEDS, FAFSA, ETC.)**

Number of degree/certificate seeking students enrolled during the calendar year

Degree/Cert Seeking Students

0

Number of degree/certificate seeking students who completed a program at your institution during the calendar year

Students Completed

0

Number of degree/certificate seeking students who did not complete calendar year but were still enrolled at your institution (i.e., last enrollment record at the end of the calendar year is not a withdraw record)

Students Did Not Complete

0

Number of degree/certificate seeking students who did not complete calendar year and withdrew from your institution (i.e., no completion record and the last enrollment record at the end of the calendar year is a withdraw record)

Students Withdrew


0

## Calendar year 2019



c) Complete the following table

*This table provides a historical comparison point for the current reporting period and since it is historical information it does not have to be updated on an annual basis. Institutions should submit responses in the early 2022 data collection process. However, if institutions need more time, they can submit responses in the early 2023 data collection process*

Gender (IPEDS categories) 

### WOMEN

Number of degree/certificate seeking students enrolled during the calendar year

Degree/Cert Seeking Students  
0

Number of degree/certificate seeking students who completed a program at your institution during the calendar year


Students Completed  
0

Number of degree/certificate seeking students who did not complete calendar year but were still enrolled at your institution (i.e., last enrollment record at the end of the calendar year is not a withdraw record)

Students Did Not Complete  
0

Number of degree/certificate seeking students who did not complete calendar year and withdrew from your institution (i.e., no completion record and the last enrollment record at the end of the calendar year is a withdraw record)

Students Withdrew  
0

Gender (IPEDS categories) 

### MEN

Number of degree/certificate seeking students enrolled during the calendar year